

Lesson 12 What's this? 何ですか?

L-1. Warm-up ウォームアップ

Match the item in the bag with the word in the list.

バッグに入っているものは何ですか？



LIST

A notebook

B purse

C keys

D mirror

E pen

F hairbrush

G mobile phone

L-2. Sample Talk サンプルトーク

先生と一緒に読んでみましょう。

Niko, what's this?

It's a recipe for omu rice.

What's this? Is it kimchi?

No, it's not. It's tsukemono.

Really? I thought it was kimchi.

L-3. Let's Practice! 練習しましょう!

Practice 1. Answer the question with the given information.

絵を見て、質問に答えてください。

A: What's this?

B: It's a dog.

It is brown and furry.



▶ dog

1 A: What's this?


B: _____.
_____.



▶ horse

2 A: What's this?

B: _____.
_____.



▶ dolphin

Practice 2. Answer the question using the expressions you have learned in this unit.

学んだ表現を使って、質問に答えてください。

A: What's this?
Is it a motorcycle?

B: No, it's not.

It's a bicycle.



1 A: What's this?

Is it a bus?

B: _____.
_____.






2 A: What's this?

Is it a boat?



B: _____.
_____.





Practice 3. Practice the dialogue using the items below.
 下のアイテムを使って、会話を練習しましょう。

 What's this? Is it kimchi?
 No, it's not.
 It's tsukemono.
 Really? I thought it was kimchi.

1

 **violin** 



 **guitar** 



2

 **coffee** 

 **tea** 

3

 **eraser** 

 **sharpener** 

L-4. A Short Prayer お祈り

最後に先生と神様にお祈りをしましょう。
 手を合わせ、目を閉じてお祈りの姿勢をとり、
 最後に一緒にアーメンと言いましょ。

