

Pre lesson (level 2)

I. Warm-up ウォームアップ

Arrange the pictures to show the correct sequence of events.

下の写真を正しい順番に並び替えてください。

A.



B.



C.



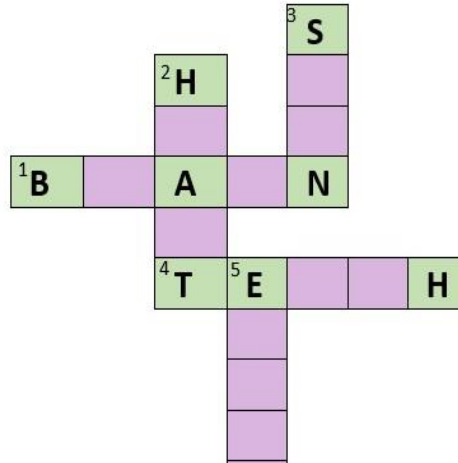
D.



II. Exercise エクササイズ

Complete the puzzle based on the words and pictures below.

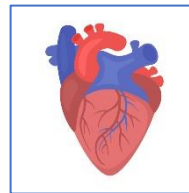
以下のイラストと英単語を基に、パズルを完成させてください。



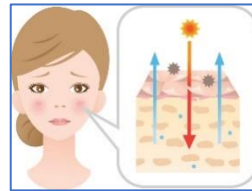
1. Neurologist



2. Cardiologist



3. Dermatologist



4. Dentist



5. Ophthalmologist



III. Practice 練習

Read the conversation with your teacher.

以下の文章を講師と音読してください。

Staff: Excuse me, how may I help you?
Patient: I feel sick and I think I have a fever.
Staff: Since when have you been feeling sick?
Patient: Since this morning.
Staff: Okay. Please fill out this registration form.
Patient: Thank you.

Useful expressions: 便利な表現一覧

- *How can I help you?*
- *Please fill out this form.*
- *Do you have an identification card?*
- *Please wait until your name is called.*

IV. Application 応用

Do a roleplay with your teacher.

先生と一緒にロールプレイをしましょう。

Situation: You are a hospital staff. A patient has just arrived. Gather necessary information about the patient.

あなたは病院スタッフです。患者様がちょうど病院につきました。患者様についての必要な情報を聞き取ってください。