


1

# First Time


The aim of this lesson is to make the students use the key vocabulary and target expressions in a more natural manner.

**Language Point**

**Casual**

<b>Hey there, I'm _____.</b>	- Hi / Hello there, ... - Hey <u>man / dude / buddy</u> ...	
<b>Do you hang out here a lot?</b>	- Is this like your office? - Do you come here often?	
<b>That would be great, thanks.</b>		

**Formal**

<b>Very nice to meet you.</b>	- Pleased to meet you. - It's a pleasure to meet you.	
<b>What do you do for a living?</b>	- What's your job? - What's your occupation?	
<b>That would be my pleasure.</b>		

**Key vocabulary**

good vibe	crowd	investment	do business
hangout	architect	commercial	run a company


## Part 1

### I. INTRODUCTION

---

What do you say to someone you meet for the **first time**?

Directions: Use your imagination to create a story using the pictures below.



### II. PRESENTATION

---

#### A. Expressions

	Questions:
<b>Hey there, I'm _____.</b> (casual)	<ul style="list-style-type: none"><li>Why is it easy to make friends in your country? Justify your answer.</li></ul>
<b>Very nice to meet you.</b> (formal)	<ul style="list-style-type: none"><li>What are some customary greetings in your culture that you do or say when you meet someone for the first time? Give examples.</li></ul>

## B. Dialogue

Practice the dialogues with your teacher.

### CASUAL

**James** : Hey there, I'm James.

**Richard**: Hi. Richard. (offers his hand to shake)

**James** : Do you hang out here a lot?

**Richard**: Yes, usually on the weekends. It has a nice crowd and a good vibe.

**James** : Ha-ha! Yeah, I think you're right. Want a beer?

**Richard**: That would be great, thanks.

### FORMAL

**Simon** : Hello, I would like to introduce myself. I'm Simon Rutherford.

**William**: Very nice to meet you. I'm William Randall.

**Simon** : Nice to meet you too, William. What do you do for a living?

**William**: I'm a design architect, mostly office buildings. And you?

**Simon** : Interesting. I run a real estate investment company. Mostly commercial buildings as well. Hopefully we can do some business together in the future.

**William**: That would be my pleasure.

## Remember!



- A handshake should be firm.
- Always stand when shaking hands.
- Maintain eye contact.

Part 2

**III. PRACTICE**

Use the newly learned vocabulary and expressions in the following practice exercises.

**A. First meeting**

*Directions:* Identify which countries the greetings belong to. Then, discuss with your teacher what you know about the customary greetings and practices there.



The image contains a collection of flags and greetings arranged in a grid. The top row features three flags: France (blue, white, and red vertical stripes), the Philippines (blue triangle with a sun and three stars, and red triangle with a map of the Philippines), and South Korea (white background with a red and blue Taegeukgi symbol and four black trigrams). The middle row features two flags: the United States (stars and stripes) and Germany (black, red, and gold horizontal stripes). The bottom row features five green boxes with the following greetings: "Bonjour!", "Guten tag!", "Kumusta?", "Hello!", and "Annyeonghaseyo!".

## B. Let's Talk

Directions: What would you do in the given situations below? Discuss with your teacher.



A newly found friend giving you a handshake at a rooftop party

A visiting American friend you met online giving you a hug on your first meeting



Your expat subordinate waving and saying "Good morning!"

## C. Role-play

# Role-Play



It's your first day at work and you don't know anyone in the office. One of your co-workers approaches you. Introduce yourself and try to get to know him/her.

Use the vocabulary and expressions you have learned.